

ENVIRONMENTAL PRODUCT DECLARATION

as per ISO 14025 and EN 15804

Owner of the Declaration	ARGE; European Federation of Associations of Lock and Builders Hardware Manufacturers
Programme holder	Institut Bauen und Umwelt e.V. (IBU)
Publisher	Institut Bauen und Umwelt e.V. (IBU)
Declaration number	EPD-ARG-20160186-IBG1-EN
ECO EPD Ref. No.	ECO-00000448
Issue date	12.10.2016
Valid to	11.10.2021

Letter boxes

ARGE; European Federation of Associations of Lock and Builders Hardware Manufacturers

(This EPD is valid only for products supplied by an ARGE EPD licence holder)



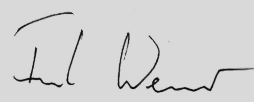
www.bau-umwelt.com / <https://epd-online.com>



AMI B.V. is als licentienemer van de Algemene branchevereniging VHS gerechtigd deze EPD te verstrekken



1. General Information

<p>ARGE</p> <hr/> <p>Programme holder IBU - Institut Bauen und Umwelt e.V. Panoramastr. 1 10178 Berlin Germany</p> <hr/> <p>Declaration number EPD-ARG-20160186-IBG1-EN</p> <hr/> <p>This Declaration is based on the Product Category Rules: Building Hardware products, 07.2014 (PCR tested and approved by the SVR)</p> <hr/> <p>Issue date 12.10.2016</p> <hr/> <p>Valid to 11.10.2021</p> <hr/> <p style="text-align: center;"></p> <hr/> <p>Prof. Dr.-Ing. Horst J. Bossenmayer (President of Institut Bauen und Umwelt e.V.)</p> <hr/> <p style="text-align: center;"></p> <hr/> <p>Dr. Burkhard Lehmann (Managing Director IBU)</p>	<p>Letter boxes</p> <hr/> <p>Owner of the Declaration ARGE; European Federation of Associations of Lock and Builders Hardware Manufacturers Offerstraße 12, 42551 Velbert Germany</p> <hr/> <p>Declared product / Declared unit 1 kg of letterbox</p> <hr/> <p>Scope: This Association EPD covers letter boxes, devices used in building to collect mails. The reference product used to calculate the impacts for this group of products is a letter box composed primarily of stainless steel, selected as the product having the highest impact by means of sustainability of the sample group. A validity scope analysis has been carried out to determine the limiting factors for letter boxes eligible to be covered by this industry representing EPD. The LCA assessment is based on an individual letter box mainly made of stainless steel. In a preliminary study (simplified LCA), it turned out, that this EPD represents the worst case approach in order to cover all the Letter boxes manufactured in Europe by ARGE's member companies. Among the product group, it is the one with the highest impact for 1 kg of product. The owner of the declaration shall be liable for the underlying information and evidence; the IBU shall not be liable with respect to manufacturer information, life cycle assessment data and evidences.</p> <hr/> <p>Verification</p> <table border="1"> <tr> <td colspan="2">The CEN Norm /EN 15804/ serves as the core PCR</td> </tr> <tr> <td colspan="2">Independent verification of the declaration according to /ISO 14025/</td> </tr> <tr> <td><input type="checkbox"/> internally</td> <td><input checked="" type="checkbox"/> externally</td> </tr> </table> <hr/> <p style="text-align: center;"></p> <hr/> <p>Dr. Frank Werner (Independent verifier appointed by SVR)</p>	The CEN Norm /EN 15804/ serves as the core PCR		Independent verification of the declaration according to /ISO 14025/		<input type="checkbox"/> internally	<input checked="" type="checkbox"/> externally
The CEN Norm /EN 15804/ serves as the core PCR							
Independent verification of the declaration according to /ISO 14025/							
<input type="checkbox"/> internally	<input checked="" type="checkbox"/> externally						

2. Product

2.1 Product description

This EPD covers letterboxes, products designed to receive and protect letters and small parcels.

2.2 Application

These products are generally designed for exterior use, to be installed on an existing support or as a freestanding fixture.

2.3 Technical Data

Normative reference: EN 13724 - Postal services - Apertures of private letter boxes and letter plates

Glass door gear acc. to the classification in EN 13724

Name	Value	Unit
Category of use	-	Grade
Durability	1 - 6	Grade
door mass	1 - 4	Grade

Fire resistance	-	Grade
Safety	1	Grade
Corrosion resistance	0 - 5	Grade
Security – burglar resistance	-	Grade
Category of door	1, 2, 3	Grade

2.4 Placing on the market / Application rules

For the placing on the market in the EU/EFTA (with the exception of Switzerland) the Regulation (EU) No 305/2011 “Construction products regulation” has to be regarded.

In detail, the following harmonized product standard applies:

/EN13724/ Postal services - Apertures of private letter boxes and letter plates –

In case that the products need to get CE-marked, a “declaration of performance” in accordance with this standard is obligatory.



For the application and use, respective additional national provisions may apply.

2.5 Delivery status

The products are sold by unit. Deliveries of a single unit might be possible but will be an exception. Regular deliveries will cover a larger amount of letter boxes as they are put on the market as "b to b" product and not for a final customer.

2.6 Base materials / Ancillary materials

Regarding the product analysed for this EPD:

The values are given for the product analysed for this EPD, ranges of the values for each material for the validity scope are given in brackets in this table.

Name	Value	Unit
Stainless steel (0.06% – 90.31%)	90.31	%
Rubber (0.00% – 9.55%)	9.55	%
Silicone (0.00% – 0.13%)	0.13	%
Acrylic (0.00% – 0.70%)	0	%
Brass (0.00% – 3.90%)	0	%
Polycarbonate (0.00% – 0.30%)	0	%
Polyester (0.00% – 11.14%)	0	%
Steel (0.00% – 90.87%)	0	%
Aluminium (0.00% – 2.41%)	0	%

The product does not contain substances cited on the REACH list of hazardous substances.

Stainless steel is produced by combining iron with chromium as well as other elements depending on the desired characteristics. The subcomponents made of steel are formed by stamping.

Rubber (synthetic) is an elastomer synthesised via the polymerisation of petroleum byproducts. Subcomponents made of rubber are made by injection moulding.

Silicone is a polymer made up of repeating units of siloxane. It is usually used as a sealing product to avoid the infiltration of water.

Nylon is a polymer synthesized by ring-opening polymerization of caprolactam. Subcomponents made of Nylon 6 are made by injection moulding.

2.7 Manufacture

The production of a letter box regularly follows a 3 step procedure:

1. Prefabrication of the semi- finished products (usually by stamp punching or laser cutting) This step might include a surface treatment on factory site or by external manufacturers.

2. Preassembly of assembly modules (onsite factory)

3. Final assembly (onsite factory)

The individual parts of the product are assembled manually.

2.8 Environment and health during manufacturing

Regular measurements of air quality and noise levels are performed by ARGE members manufacturers. The results are within the compulsory safety levels. In areas where employees are exposed to chemical products, prescribed safety clothes and technical safety devices are provided. Regular health checks are mandatory for employees of production sites.

2.9 Product processing/Installation

The installation of the product could vary depending on the type of door and the specific situation but products do not require energy consumption for installation.

2.10 Packaging

Normally each single product is packaged in paper. The products are then packed by batch in a cardboard box and then on wooden pallets for transport to the customer.

Wastes of product packaging are collected separately for waste valorisation including recycling.

2.11 Condition of use

Once installed, the products require no servicing during their expected service lives. There is no consumption of water or energy linked to their use, and they do not cause any emissions.

2.12 Environment and health during use

No environmental damage or health risks are expected within the normal conditions of use of the product.

2.13 Reference service life

The Reference Service Life for this product is 12 years. This is based on corrosion tests as specified in the /EN 13724/. The product is guaranteed to maintain the corrosion resistance test as described in the standard for at least 384h.

2.14 Extraordinary effects

Fire

No specific needs are required for fire resistance.

Water

The declared product is foreseen to be used in regular conditions of a building indoor or outdoor use. A letter box is composed mainly of metal or plastic components and does not eluate hazardous ingredients in case of an unforeseen flooding.

Mechanical destruction

In case of mechanical destruction of the declared product, it does not perform any impact on the environment or alter its substantial composition.

2.15 Re-use phase

Used components of a letter box are materials of high quality. After use stage, they can be recycled. In case of the disassembly of the product no impacts on the environment occur. As a rule, a re-use of the letter box as hardware device as a whole will not be an economical procedure.

2.16 Disposal

The components of a letter box might be removed and disposed separately. Since this is a simple procedure, the letter boxes might get recycled completely. The waste code in accordance with the /European Waste Code/ is 17 04 07.

2.17 Further information

Builders hardware letter boxes are manufactured in several different designs and construction types in general. Variations are subject to different types, sizes and requirements of the door/window. In general, the

same product types might be suitable for wooden, steel or plastic based doors.

Details to be shown on the manufacturers' websites listed on <http://arge.org/members/members-directory.htm>

3. LCA: Calculation rules

3.1 Declared Unit

The declared unit for letter boxes covered in this Association EPD is 1 kg. As single letter box units of the same production type can be custom made for an application situation and the weight of those variations of the same product type may be considerable, it is more appropriate to declare the weight of the product and the weight of the representative product rather than one item.

An evaluation of 3 samples of characteristic product individuals based on sales figures was taken for the feasibility study, the worst case product has been taken for the result of this EPD, described in 5.

Declared unit

The EPD is valid only for EPDs with the range of the material composition as specified in section 2.6.

Name	Value	Unit
Declared unit mass	1	kg
Mass of declared product	4.54	kg

3.2 System boundary

The type of the EPD is "cradle-to-grave".

The analysis of the product life cycle includes the production and transport of the raw materials, manufacture of the product and the packaging materials, which are declared in modules A1-A3. Losses during production are considered as waste and are sent to recycling. No recycling processes are taken into account except transport and an electricity consumption for grinding the metals. When recycled metals are used as raw material, only their transformation process is taken into account and not the extraction of the raw material.

A4 module represents the transport of the finished product to the installation site.

There is no waste associated with the installation of the product. The A5 module therefore represents only the disposal of the product packaging.

For the RSL considered for this study, there are no inputs or outputs for the stages B1-B7.

The End-of-Life (EoL) stages are also considered. The transportation to the EoL disposal site is taken into account in module C2. Module C4 covers the disposal of the letter boxes. Module C3 covers the recycling of the individual elements according to European averages, with the remaining waste divided between incineration and landfill. The same assumption as for waste to recycling in A3 is used here.

For end of life modules (C1 to C4) the system boundaries from the XP P01-064/CN standard have been followed, see annex H.2 and H.6 of this document for figures and further details.

In practice, the end-of-life has been modeled as follows:

- When material is sent to recycling, generic transport and electric consumption of a shredder is taken into account (corresponding to the process "Grinding, metals"). Only then, the material is considered to have attained the "end-of-waste" state.
- Each type of waste is modeled as a transport to the treatment site with a distance of 30 km (source: FD

P01-015). Parts sent to recycling include an electricity consumption (grinding) and a flow ("Materials for recycling, unspecified").

Four scenarios for the end-of-life of the products have been declared for this EPD:

- one with 100% of the product going in landfill
- one with 100% of the product going in incineration
- one with 100% of the product going in recycling
- one mixed scenario consisting of the previous three scenarios, values depending of the amount of waste going to recycling.

Module D has not been declared.

3.3 Estimates and assumptions

The LCA data of the declared product has been calculated by the production data of in total 9 member companies of the ARGE associations. These companies had been chosen by ARGE as being representative by means of their production processes and their market shares. The product chosen as representative for this calculation follows the "worst-case" principle as explained under 6. LCA interpretation.

3.4 Cut-off criteria

The cut-off criteria considered are 1% of renewable and non-renewable primary energy usage and 1% of the total mass of that unit process. The total neglected input flows per module shall be at a maximum of 5% of energy usage and mass.

For this study, all input and output flows have been considered at 100%, including raw materials as per the product composition provided by the manufacturer and packaging of raw materials as well as the final product. Energy and water consumption have also been considered at 100% according to the data provided. With the approach chosen, no significant environmental impacts are known to have been cut-off.

3.5 Background data

For life cycle modeling of the considered product, all relevant background datasets are taken from the ecoinvent 3.1 – Alloc Rec database. The life cycle analysis software used is SimaPro (V8.0.5), developed by PRé Consulting.

3.6 Data quality

The time factor, the life cycle inventory data used comes from:

Data collected specifically for this study on the ARGE manufacturers' sites. Data sets are based on 1 year averaged data (time period: January 2013 to December 2013)

In the absence of collected data, generic data from the ecoinvent V3 database. This is updated regularly and is representative of current processes (the entire database having been updated in 2014).

3.7 Period under review

The data of the LCA is based on the annual production data of several member companies of ARGE Associations from 2013.

Other values, e.g. for the processing of the base materials, are taken from the /ecoinvent v3.1/ Alloc

Rec where the dataset age varies for each dataset, seeecoinvent documentation for more information.

The assumptions relating to the EoL of the product are described in the section System Boundaries.

3.8 Allocation

The products are produced in numerous production sites. All data were provided by the manufacturers of the products per unit and then divided by the mass of the product to give a value per kg of product produced.

3.9 Comparability

Basically, a comparison or an evaluation of EPD data is only possible if all the data sets to be compared were created according to /EN 15804/ and the building context, respectively the product-specific characteristics of performance, are taken into account.

4. LCA: Scenarios and additional technical information

The following technical information is a basis for the declared modules or can be used for developing specific scenarios in the context of a building assessment if modules are not declared (MND).

Transport to the building site (A4)

Name	Value	Unit
Litres of fuel	0.0045	l/100km
Transport distance	3500	km
Capacity utilisation (including empty runs)	36	%

Installation into the building (A5)

Name	Value	Unit
Material loss	0.0804	kg

Reference service life

Name	Value	Unit
Reference service life (condition of use: see §2.13)	12	a

End of life (C1-C4)

Name	Value	Unit
Collected separately (All scenarii)	1	kg
Recycling (Mixed scenario)	0.795	kg
Energy recovery (Mixed scenario)	0.0943	kg
Landfilling (Mixed scenario)	0.111	kg
Incineration (100% incineration scenario) Scenario 1	1	kg
Landfilling (Landfill scenario) Scenario 2	1	kg
Recycling (100% recycling scenario) Scenario 3	1	kg

An assumption of a 16-32 tons truck transport of the product over 30 km between the dismantling site and the next treatment site is made (source: FD P01-015).

Reuse, recovery and/or recycling potentials (D), relevant scenario information

As Module D has not been declared, materials destined for recycling have been accounted for in the indicator "Materials for recycling" however, no benefit has been allocated

Name	Value	Unit
------	-------	------

5. LCA: Results

In Table 1 "Description of the system boundary", the declared modules are indicated with an "X"; all modules that are not declared within the EPD but where additional data are available are indicated with "MND". Those data can also be used for building assessment scenarios. The values are declared with three valid digits in exponential form.

DESCRIPTION OF THE SYSTEM BOUNDARY (X = INCLUDED IN LCA; MND = MODULE NOT DECLARED)

PRODUCT STAGE			CONSTRUCTION PROCESS STAGE		USE STAGE								END OF LIFE STAGE				BENEFITS AND LOADS BEYOND THE SYSTEM BOUNDARIES
Raw material supply	Transport	Manufacturing	Transport from the gate to the site	Assembly	Use	Maintenance	Repair	Replacement	Refurbishment	Operational energy use	Operational water use	De-construction demolition	Transport	Waste processing	Disposal	Reuse-Recovery-Recycling-potential	
A1	A2	A3	A4	A5	B1	B2	B3	B4	B5	B6	B7	C1	C2	C3	C4	D	
X	X	X	X	X	MND	MND	MND	MND	MND	MND	MND	X	X	X	X	MND	

RESULTS OF THE LCA - ENVIRONMENTAL IMPACT: 1 kg of letter box

Parameter	Unit	A1-A3	A4	A5	C1	C2	C2/1	C2/2	C2/3	C3	C3/1	C3/2	C3/3	C4	C4/1	C4/2	C4/3
GWP	[kg CO ₂ -Eq.]	5.10E+0	5.89E-1	2.00E-2	0.00E+0	5.05E-3	5.05E-3	5.05E-3	5.05E-3	5.61E-3	0.00E+0	0.00E+0	8.66E-3	4.93E-2	5.23E-1	4.97E-1	0.00E+0
ODP	[kg CFC11-Eq.]	3.76E-7	1.08E-7	3.03E-10	0.00E+0	9.26E-10	9.26E-10	9.26E-10	9.26E-10	6.03E-10	0.00E+0	0.00E+0	9.30E-10	3.59E-10	4.02E-9	3.43E-9	0.00E+0
AP	[kg SO ₂ -Eq.]	3.13E-2	2.39E-3	1.20E-5	0.00E+0	2.05E-5	2.05E-5	2.05E-5	2.05E-5	2.33E-5	0.00E+0	0.00E+0	3.60E-5	1.80E-5	2.58E-4	1.24E-4	0.00E+0
EP	[kg (PO ₄) ³⁻ -Eq.]	2.92E-3	4.06E-4	3.61E-6	0.00E+0	3.48E-6	3.48E-6	3.48E-6	3.48E-6	2.62E-6	0.00E+0	0.00E+0	4.04E-6	3.44E-5	7.52E-5	5.94E-4	0.00E+0
POCP	[kg ethene-Eq.]	3.36E-3	2.68E-4	1.96E-6	0.00E+0	2.30E-6	2.30E-6	2.30E-6	2.30E-6	1.29E-6	0.00E+0	0.00E+0	1.98E-6	8.07E-6	1.60E-5	1.41E-4	0.00E+0
ADPE	[kg Sb-Eq.]	1.50E-4	1.95E-6	3.33E-9	0.00E+0	1.67E-8	1.67E-8	1.67E-8	1.67E-8	2.29E-9	0.00E+0	0.00E+0	3.53E-9	3.39E-9	4.69E-8	2.47E-8	0.00E+0
ADPF	[MJ]	7.61E+1	8.97E+0	2.28E-2	0.00E+0	7.69E-2	7.69E-2	7.69E-2	7.69E-2	8.61E-2	0.00E+0	0.00E+0	1.33E-1	3.13E-2	3.73E-1	2.80E-1	0.00E+0

Caption: GWP = Global warming potential; ODP = Depletion potential of the stratospheric ozone layer; AP = Acidification potential of land and water; EP = Eutrophication potential; POCP = Formation potential of tropospheric ozone photochemical oxidants; ADPE = Abiotic depletion potential for non-fossil resources; ADPF = Abiotic depletion potential for fossil resources

RESULTS OF THE LCA - RESOURCE USE: 1 kg of letter box

Parameter	Unit	A1-A3	A4	A5	C1	C2	C2/1	C2/2	C2/3	C3	C3/1	C3/2	C3/3	C4	C4/1	C4/2	C4/3
PERE	[MJ]	1.32E+1	1.12E-1	1.09E-3	0.00E+0	9.61E-4	9.61E-4	9.61E-4	9.61E-4	1.11E-2	0.00E+0	0.00E+0	1.72E-2	1.61E-3	1.14E-2	2.11E-2	0.00E+0
PERM	[MJ]	1.08E+0	0.00E+0	-3.92E-10	0.00E+0	0.00E+0	0.00E+0	0.00E+0	0.00E+0	0.00E+0	0.00E+0	0.00E+0	0.00E+0	0.00E+0	0.00E+0	0.00E+0	0.00E+0
PERT	[MJ]	1.43E+1	1.12E-1	-3.91E-10	0.00E+0	9.61E-4	9.61E-4	9.61E-4	9.61E-4	1.11E-2	0.00E+0	0.00E+0	1.72E-2	1.61E-3	1.14E-2	2.11E-2	0.00E+0
PENRE	[MJ]	7.77E+1	9.13E+0	2.55E-2	0.00E+0	7.82E-2	7.82E-2	7.82E-2	7.82E-2	1.26E-1	0.00E+0	0.00E+0	1.95E-1	3.57E-2	3.86E-1	3.53E-1	0.00E+0
PENRM	[MJ]	4.85E+0	0.00E+0	-2.16E-10	0.00E+0	0.00E+0	0.00E+0	0.00E+0	0.00E+0	0.00E+0	0.00E+0	0.00E+0	0.00E+0	0.00E+0	0.00E+0	0.00E+0	0.00E+0
PENRT	[MJ]	8.26E+1	9.13E+0	-1.91E-10	0.00E+0	7.82E-2	7.82E-2	7.82E-2	7.82E-2	1.26E-1	0.00E+0	0.00E+0	1.95E-1	3.57E-2	3.86E-1	3.53E-1	0.00E+0
SM	[kg]	2.91E-1	0.00E+0	0.00E+0	0.00E+0	0.00E+0	0.00E+0	0.00E+0	0.00E+0	0.00E+0	0.00E+0	0.00E+0	0.00E+0	0.00E+0	0.00E+0	0.00E+0	0.00E+0
RSF	[MJ]	0.00E+0	0.00E+0	0.00E+0	0.00E+0	0.00E+0	0.00E+0	0.00E+0	0.00E+0	0.00E+0	0.00E+0	0.00E+0	0.00E+0	0.00E+0	0.00E+0	0.00E+0	0.00E+0
NRSF	[MJ]	0.00E+0	0.00E+0	0.00E+0	0.00E+0	0.00E+0	0.00E+0	0.00E+0	0.00E+0	0.00E+0	0.00E+0	0.00E+0	0.00E+0	0.00E+0	0.00E+0	0.00E+0	0.00E+0
FW	[m ³]	4.68E-2	1.72E-3	2.68E-5	0.00E+0	1.48E-5	1.48E-5	1.48E-5	1.48E-5	4.24E-5	0.00E+0	0.00E+0	6.54E-5	7.00E-5	1.17E-3	3.42E-4	0.00E+0

Caption: PERE = Use of renewable primary energy excluding renewable primary energy resources used as raw materials; PERM = Use of renewable primary energy resources used as raw materials; PERT = Total use of renewable primary energy resources; PENRE = Use of non-renewable primary energy excluding non-renewable primary energy resources used as raw materials; PENRM = Use of non-renewable primary energy resources used as raw materials; PENRT = Total use of non-renewable primary energy resources; SM = Use of secondary material; RSF = Use of renewable secondary fuels; NRSF = Use of non-renewable secondary fuels; FW = Use of net fresh water

RESULTS OF THE LCA – OUTPUT FLOWS AND WASTE CATEGORIES:

1 kg of letter box

Parameter	Unit	A1-A3	A4	A5	C1	C2	C2/1	C2/2	C2/3	C3	C3/1	C3/2	C3/3	C4	C4/1	C4/2	C4/3
HWD	[kg]	4.14E+0	5.64E-3	3.83E-4	0.00E+0	4.83E-5	4.83E-5	4.83E-5	4.83E-5	3.98E-4	0.00E+0	0.00E+0	6.14E-4	1.19E-2	2.66E-1	1.24E-3	0.00E+0
NHWD	[kg]	5.26E+0	4.68E-1	2.71E-2	0.00E+0	4.01E-3	4.01E-3	4.01E-3	4.01E-3	1.79E-3	0.00E+0	0.00E+0	2.77E-3	5.32E-2	1.45E-2	1.00E+0	0.00E+0
RWD	[kg]	2.17E-4	6.13E-5	1.34E-7	0.00E+0	5.25E-7	5.25E-7	5.25E-7	5.25E-7	6.82E-7	0.00E+0	0.00E+0	1.05E-6	1.99E-7	1.35E-6	2.65E-6	0.00E+0
CRU	[kg]	0.00E+0	0.00E+0	0.00E+0	0.00E+0	0.00E+0	0.00E+0	0.00E+0	0.00E+0	0.00E+0	0.00E+0	0.00E+0	0.00E+0	0.00E+0	0.00E+0	0.00E+0	0.00E+0
MFR	[kg]	1.82E-1	0.00E+0	3.19E-2	0.00E+0	0.00E+0	0.00E+0	0.00E+0	0.00E+0	6.48E-1	0.00E+0	0.00E+0	1.00E+0	0.00E+0	0.00E+0	0.00E+0	0.00E+0
MER	[kg]	0.00E+0	0.00E+0	0.00E+0	0.00E+0	0.00E+0	0.00E+0	0.00E+0	0.00E+0	0.00E+0	0.00E+0	0.00E+0	0.00E+0	0.00E+0	0.00E+0	0.00E+0	0.00E+0
EEE	[MJ]	5.93E-3	0.00E+0	4.46E-2	0.00E+0	0.00E+0	0.00E+0	0.00E+0	0.00E+0	0.00E+0	0.00E+0	0.00E+0	0.00E+0	6.20E-2	1.39E+0	0.00E+0	0.00E+0
EET	[MJ]	1.20E-2	0.00E+0	9.18E-2	0.00E+0	0.00E+0	0.00E+0	0.00E+0	0.00E+0	0.00E+0	0.00E+0	0.00E+0	0.00E+0	1.27E-1	2.85E+0	0.00E+0	0.00E+0

Caption: HWD = Hazardous waste disposed; NHWD = Non-hazardous waste disposed; RWD = Radioactive waste disposed; CRU = Components for re-use; MFR = Materials for recycling; MER = Materials for energy recovery; EEE = Exported electrical energy; EEE = Exported thermal energy

Other end of life scenarios have been calculated in order to build specific end of life scenario at the building level:
 - scenario 1: the product is considered to be 100% incinerated

- scenario 2: the product is considered to be 100% landfilled
- scenario 3: the product is considered to be 100% recycled

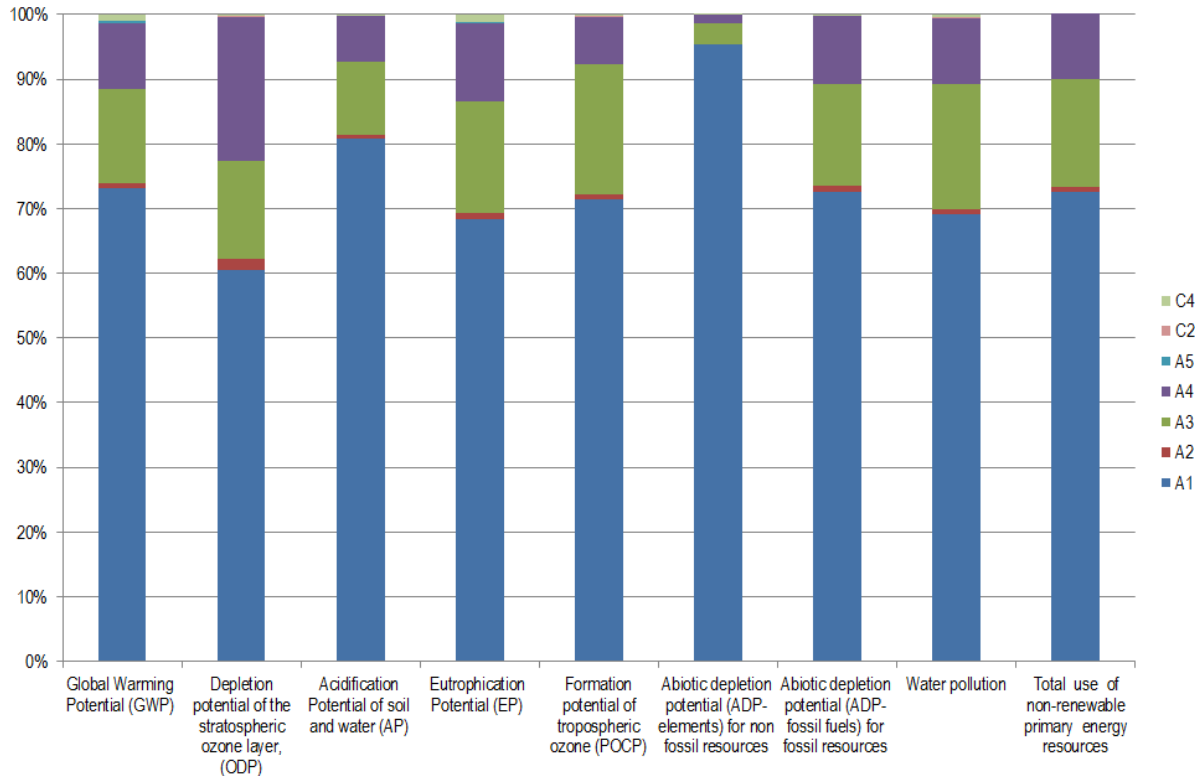
6. LCA: Interpretation

This chapter contains an interpretation of the Life Cycle Impact Assessment categories. When expressed as a percentage, the impact refers to its magnitude expressed as a percentage of total product impact across all modules, with the exception of module D.

The majority of the product's impacts are due to the extraction and supply of raw materials (A1). The

manufacturing stage (A3) represents a significant percentage of the impacts, as does the transportation of the finished product (A4), especially for the indicator concerning ozone depletion.

The results are conservative as complying with the composition given in section 2.6.



7. Requisite evidence

No testing results are required by the PCR part B.

8. References

ISO 14040

ISO 14040:2006 - 10, Environmental management – Life cycle assessment – Principles and framework (ISO 14040:2006).” German and English version EN ISO 14040:2006

DIN EN ISO 14044

DIN EN ISO 14044:2006-10, Environmental Management — Life Cycle Assessment Requirements and Instructions (ISO 14044:2006); German and English version EN ISO 14044:2006

CEN/TR 15941

CEN/TR 15941:2010-03, Sustainability of construction works —Environmental Product Declarations — Methodology for selection and use of generic data; German version CEN/TR 15941:2010

EN 13724

EN 13724:2013, Postal services - Apertures of private letter boxes and letter plates – Requirements and test methods

FD P01-015

FD P01-015: 2006, Environmental quality of construction products - Energy and transport data sheet

European Waste Code

epa - European Waste Catalogue and Hazardous Waste List - 01-2002.

Ecoinvent 3.1



Ecoinvent 3.1 - Allocation Recycling database.

IBU PCR part A

Part A: Calculation Rules for the Life Cycle Assessment and Requirements on the Project report

IBU PCR part B

Part B: Requirements on the EPD for Locks and fittings

Institut Bauen und Umwelt

Institut Bauen und Umwelt e.V., Berlin(pub.):
Generation of Environmental Product Declarations (EPDs);

General principles

for the EPD range of Institut Bauen und Umwelt e.V. (IBU), 2013/04
www.bau-umwelt.de

ISO 14025

DIN EN ISO 14025:2011-10: Environmental labels and declarations — Type III environmental declarations — Principles and procedures

EN 15804

EN 15804:2012-04+A1 2013: Sustainability of construction works — Environmental Product Declarations — Core rules for the product category of construction products

**Publisher**

Institut Bauen und Umwelt e.V.
Panoramastr. 1
10178 Berlin
Germany

Tel +49 (0)30 3087748- 0
Fax +49 (0)30 3087748- 29
Mail info@bau-umwelt.com
Web www.bau-umwelt.com

**Programme holder**

Institut Bauen und Umwelt e.V.
Panoramastr 1
10178 Berlin
Germany

Tel +49 (0)30 - 3087748- 0
Fax +49 (0)30 – 3087748 - 29
Mail info@bau-umwelt.com
Web www.bau-umwelt.com

**Author of the Life Cycle Assessment**

CETIM
rue de la Presse 7
42952 Saint-Etienne Cedex 1
France

Tel 0033477794042
Fax 0033477794107
Mail sqr@cetim.fr
Web www.cetim.fr

**Owner of the Declaration**

ARGE; European Federation of
Associations of Lock and Builders
Hardware Manufacturers
Offerstraße 12
42551 Velbert
Germany

Tel +49 (0)2051 9506 36
Fax +49 (0)2051 9506 25
Mail info@arge.org
Web www.arge.org