

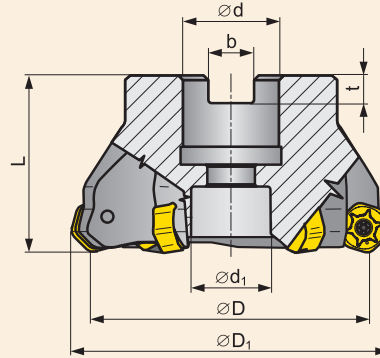
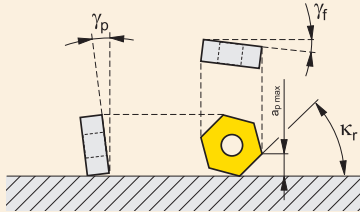
S45HN06

NEGATIVE-NEGATIVE PLANFRÄSER
NEGATIVE FACE MILLING CUTTERS

ECON HN



γ_p	-7°	κ_r	45°
γ_f	-7°	$a_{p \max}$	3 mm



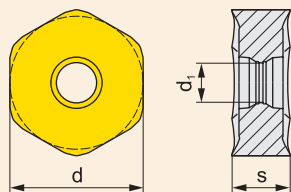
Z* - Anzahl Zähne / Number of teeth

Abmessungen [mm]. / Dimensions [mm].

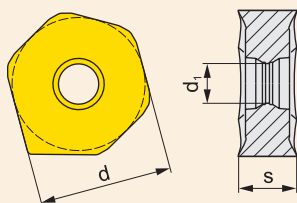
ISO	Sortiment / Assortment	Abmessungen / Dimensions								Kühlung / Cooling	[kg]	
		D	d	d ₁	L	D ₁	b	t	Z*			
40A05R-S45HN06C-C	●	40	16	14	40	47,3	8,4	5,6	5		+	0,25
50A04R-S45HN06C-C	●	50	22	18	40	57,3	10,4	6,3	4		+	0,42
50A06R-S45HN06C-C	●	50	22	18	40	57,3	10,4	6,3	6		+	0,40
63A06R-S45HN06C-C	●	63	22	18	40	70,3	10,4	6,3	6		+	0,55
63A08R-S45HN06C-C	●	63	22	18	40	70,3	10,4	6,3	8		+	0,55
80A07R-S45HN06C-C	●	80	27	38	50	86,8	12,4	7,0	7		+	1,09
80A10R-S45HN06C-C	●	80	27	38	50	86,8	12,4	7,0	10		+	1,08
100A08R-S45HN06C-C	●	100	32	45	50	107,1	14,4	8,0	8		+	1,81
100A12R-S45HN06C-C	●	100	32	45	50	107,1	14,4	8,0	12		+	1,78
125A10R-S45HN06C-C	●	125	40	56	63	132,2	16,4	9,0	10		+	3,35
125A16R-S45HN06C-C	●	125	40	56	63	132,2	16,4	9,0	16		+	3,31

S45HN06

NEGATIVE-NEGATIVE PLANFRÄSER INSERTS FOR NEGATIVE FACE MILLS



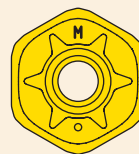
HNGX 06



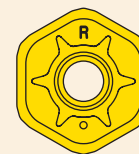
XNGX 06




HNGX 06 -F



HNGX 06 -M



HNGX 06 -R



XNGX 06 ANSN

WENDESCHEIDPLATTEN (WSP) / INDEXABLE CUTTING INSERTS

ISO	Materialien / Grades									Abmessungen / Dimensions			
	M5315	M9315	M9325	M9340	M8310	M8340	8215	8230	8240	d	s	d ₁	
HNGX 0604ANSN-F				●	●	●	●	●	●	10,500	5,260	3,7	
HNGX 0604ANSN-M	●	●	●	●	●	●	●	●	●	10,500	5,260	3,7	
HNGX 0604ANSN-R	●	●	●		●	●	●	●	●	10,500	5,260	3,7	
XNGX 0604ANSN							●			10,500	5,260	3,7	

ERSATZTEILE / SPARE PARTS

*) Empfohlene Torxschraube – siehe Seite / For screw torques see pages: 394 – 397.

Ø Fräser Ø Cutter	Spannschraube* Clamping screw*	Schaft Shank	Drehgriff Handle	Schraube für Messerkopf Screw for taper clamping
40	US 3007-T09P	D-T07P/T09P	FG-15	HS 0830C
50 – 63	US 3007-T09P	D-T07P/T09P	FG-15	HS 1030C
80 – 125	US 3007-T09P	D-T07P/T09P	FG-15	-