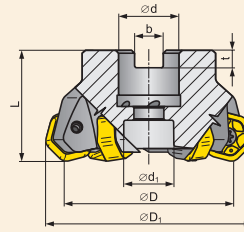


S45HN09

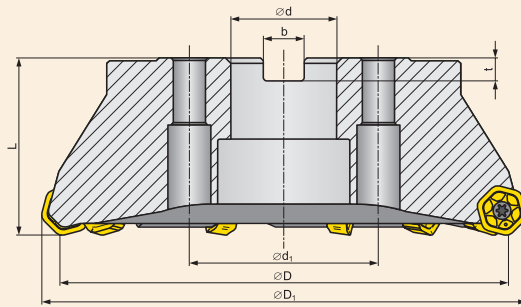
NEGATIVE-NEGATIVE PLANFRÄSER
NEGATIVE FACE MILLING CUTTERS



ECON HN



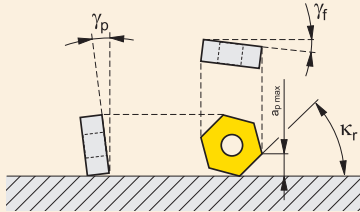
$\varnothing 50 - 125$ mm



$\varnothing 160 - 315$ mm

Z* - Anzahl Zähne / Number of teeth

γ_p	-7°	κ_r	45°
γ_f	-7°	$a_{p \max}$	5 mm

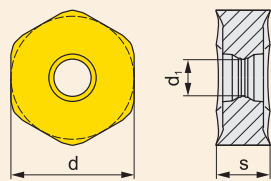


Abmessungen [mm]. / Dimensions [mm].

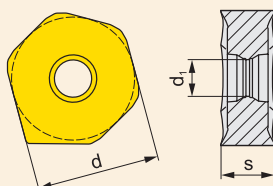
ISO	Sortiment / Assortment	Abmessungen / Dimensions									Kühlung / Cooling	[kg]	
		D	d	d ₁	L	D ₁	b	t	Z*				
50A04R-S45HN09C-CF	●	50	22	18,0	40	61,7	10,4	6,3	4			+	0,35
63A06R-S45HN09C-CF	●	63	22	18,0	40	74,7	10,4	6,3	6			+	0,49
80A06R-S45HN09C-CF	●	80	27	38,0	50	91,7	12,4	7,0	6			+	1,06
80A08R-S45HN09C-CF	●	80	27	38,0	50	91,7	12,4	7,0	8			+	1,06
100A06R-S45HN09C-CF	●	100	32	45,0	50	111,7	14,4	8,0	6			+	1,74
100A08R-S45HN09C-CF	●	100	32	45,0	50	111,7	14,4	8,0	8			+	1,74
100A10R-S45HN09C-CF	●	100	32	45,0	50	111,7	14,4	8,0	10			+	1,74
125A06R-S45HN09C-CF	●	125	40	56,0	63	136,7	16,4	9,0	6			+	3,24
125A10R-S45HN09C-CF	●	125	40	56,0	63	136,7	16,4	9,0	10			+	3,24
125A12R-S45HN09C-CF	●	125	40	56,0	63	136,7	16,4	9,0	12			+	3,24
160C08R-S45HN09CF	●	160	40	66,7	63	171,7	16,4	9,0	8				5,70
160C12R-S45HN09CF	●	160	40	66,7	63	171,7	16,4	9,0	12				5,70
160C14R-S45HN09CF	●	160	40	66,7	63	171,7	16,4	9,0	14				5,70
200C10R-S45HN09CF	●	200	60	101,6	63	211,7	25,7	14,0	10				9,00
250C14R-S45HN09CF	●	250	60	101,6	63	261,7	25,7	14,0	14				12,80
315C16R-S45HN09CF	○	315	60	101,6	80	326,7	25,7	14,0	16				32,20

S45HN09


NEGATIVE-NEGATIVE PLANFRÄSER INSERTS FOR NEGATIVE FACE MILLS




HNGX 09




XNGX 09



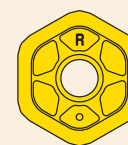
HNGX 09-FF



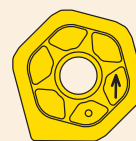
HNGX 09-F



HNGX 09-M



HNGX 09-R



XNGX 09 ANSN

WENDESCHEIDPLATTEN (WSP) / INDEXABLE CUTTING INSERTS

ISO	Materialien / Grades								Abmessungen / Dimensions					
	M5315	M9315	M9325	M9340	M8310	M8340	8215	8230	8240	d	s	d ₁		
HNGX 0906ANEN-FF				●			●	●		16,500	6,350	4,90		
HNGX 0906ANSN-F				●	●	●	●	●	●	16,500	6,350	4,90		
HNGX 0906ANSN-M	●	●	●	●	●	●	●	●	●	16,500	6,350	4,90		
HNGX 0906ANSN-R	●	●	●		●	●	●	●	●	16,500	6,350	4,90		
XNGX 0906ANSN							●	○		16,500	6,350	4,90		

ERSATZTEILE / SPARE PARTS

*) Empfohlene Torxschraube – siehe Seite / For screw torques see pages: 394 – 397.

Ø Fräser Ø Cutter	Spannschraube* Clamping screw*	Schaft Shank	Drehgriff Handle	Schraube für Messerkopf Screw for taper clamping
50 – 63	US 54511-T15P	D-T08P/T15P	FG-15	HS 1030C
80 – 125	US 54511-T15P	D-T08P/T15P	FG-15	–
160	US 54511-T15P	D-T08P/T15P	FG-15	HS 1240C
200 – 315	US 54511-T15P	D-T08P/T15P	FG-15	HS 1655C



● Lagersortiment / ○ Kein Lagersortiment
● Stocked as standard / ○ Not stocked as standard
Derzeitiges Lagerbestandssortiment ist abhängig von der gültigen Preisliste. / See price list for current availability.

PLANFRÄSER
FACE MILLING CUTTERS

ECKFRÄSER
SHOULDER END MILLING CUTTERS

WALZENSTIRNFRÄSER/SCHLEIFENFRÄSER
SQUARE SHOULDER/SLOT MILLING CUTTERS

KOPIERFRÄSER
COPY MILLING CUTTERS

FRÄSER FÜR SPEZ. ANWENDUNGEN
CUTTERS FOR SPECIAL APPLICATION

WENDESCHEIDPLATTEN
INDEXABLE INSERTS