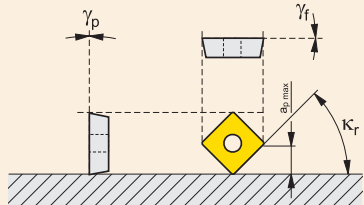


SSD09

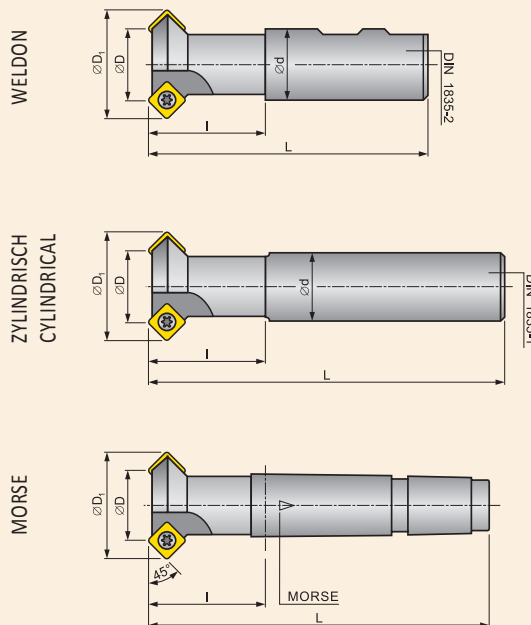
ANFASEN 45° – SCHAFT SHANK CUTTERS FOR 45° CHAMFERING



γ_p	0°	κ_r	45°
γ_f	0°	$a_{p\ max}$	4,5 mm



Abmessungen [mm]. / Dimensions [mm].



Z* – Anzahl Zähne / Number of teeth

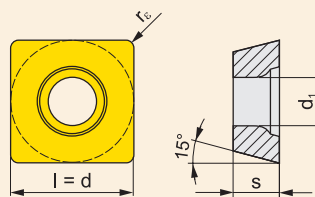
ISO

Abmessungen / Dimensions


ISO	Sortiment / Assortment	Abmessungen / Dimensions								Kühlung Cooling	[kg]
		D	D ₁	L	l	Morse	d	Z*			
WELDON											
10N1R027B16-SSD09-A	●	10	22	75	27	-	16	1			0,12
16N2R027B16-SSD09-A	●	16	28	75	27	-	16	2			0,20
25N3R042B25-SSD09-A	●	25	37	98	42	-	25	3			0,40
ZYLINDRISCH/CYLINDRICAL											
16N2R027A16-SSD09	●	16	28	200	27	-	16	2			0,40
25N3R042A25-SSD09	●	25	37	200	42	-	25	3			0,70
MORSE											
10N1R030E02-SSD09-A	○	10	22	94	30	2	-	1			0,20
16N2R030E02-SSD09-A	●	16	28	94	30	2	-	2			0,25
25N3R043E03-SSD09-A	●	25	37	124	43	3	-	3			0,50

SSD09


ANFASEN 45° – SCHAFT INSERTS FOR CHAMFER MILLING



SDEW / SDEX



SDEW EN/SN



SDEX-74

WENDESCHEIDPLATTEN (WSP) / INDEXABLE CUTTING INSERTS

ISO	Materialien / Grades				Abmessungen / Dimensions				
	M8340	8215	8230	8240	l	d	s	d ₁	r _e
SDEW 090308EN	●		●	●	9,525	9,525	3,18	4,40	0,8
SDEW 090308SN	●	●	●	●	9,525	9,525	3,18	4,40	0,8
SDEX 090308FN-74			●		9,525	9,525	3,18	4,40	0,8

ERSATZTEILE / SPARE PARTS

*) Empfohlene Torxschraube – siehe Seite / For screw torques see pages: 394 – 397.

Ø Fräser Ø Cutter	Spannschraube* Clamping screw*	Schraubendreher Screwdriver
10 – 16	US 3507-T15	SDR T15
25	US 3509-T15	SDR T15