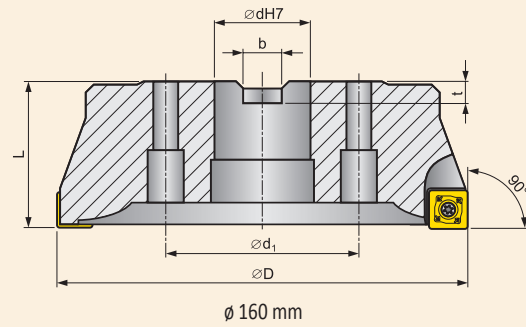
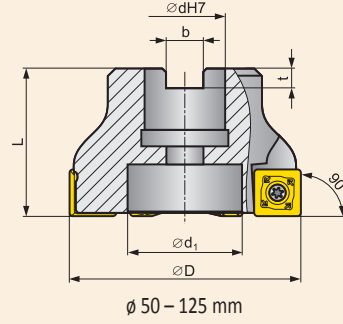


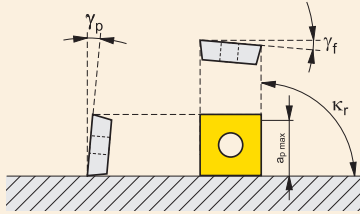
S90SD12

SCHULTERFRÄSEN UND NUTFRÄSEN SQUARE SHOULDER AND SLOT MILLING CUTTERS



Z* - Anzahl Zähne / Number of teeth

γ_p	+8°	κ_r	90°
γ_f	-5°	$a_{p \text{ max}}$	10 mm



Abmessungen [mm]. / Dimensions [mm].

ISO	Sortiment / Assortment	Abmessungen / Dimensions								Kühlung Cooling	[kg]	
		D	d	d_1	L	b	t	Z*				
50A05R-S90SD12-C	●	50	22	18	40	10,4	6,3	5			+	0,26
63A06R-S90SD12-C	●	63	22	18	40	10,4	6,3	6			+	0,42
80A06R-S90SD12-C	●	80	27	38	50	12,4	7,0	6			+	1,02
100A08R-S90SD12-C	●	100	32	45	50	14,4	8,0	8			+	1,63
125A09R-S90SD12-C	●	125	40	56	63	16,4	9,0	9			+	2,93
160C12R-S90SD12	●	160	40	66,7	63	16,4	9,0	12				6,01

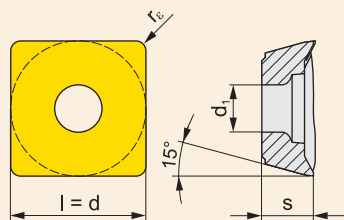


● Lagersortiment / ○ Kein Lagersortiment
● Stocked as standard / ○ Not stocked as standard

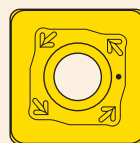
Derzeitiges Lagerbestandssortiment ist abhängig von der gültigen Preisliste. / See price list for current availability.

S90SD12


SCHULTERFRÄSEN UND NUTFRÄSEN INSERTS FOR SQUARE SHOULDER AND SLOT MILLING CUTTERS




SDMT



SDMT SR-F



SDMT SR-M



SDMT PR-R

WENDESCHEIDPLATTEN (WSP) / INDEXABLE CUTTING INSERTS

ISO	Materialien / Grades						Abmessungen / Dimensions				
	M9315	M9325	M8340	8215	8230	8240	l	d	s	d ₁	r _e
SDMT 120508SR-F			●	●	○		12,700	12,700	5,00	4,40	0,8
SDMT 120508SR-M		●	●	●	●		12,700	12,700	5,00	4,40	0,8
SDMT 120508PR-R	●	●	●	●	●		12,700	12,700	5,00	4,40	0,8

ERSATZTEILE / SPARE PARTS

*) Empfohlene Torxschraube – siehe Seite / For screw torques see pages: 394 – 397.

∅ Fräser ∅ Cutter	Spannschraube* Clamping screw*	Schraubendreher Screwdriver	Unterlage Shim	Unterlagschraube Screw of shim	Schlüssel Key	Schraube für Messerkopf Screw for taper clamping
50 – 63	US 3511-T15	SDR T15	-	-	-	HS 1030C
80 – 160	US 3511-T15	SDR T15	SSN 100312	MS 3510	HXK 3,5	-